

KEEP THESE IMPORTANT SAFETY INSTRUCTIONS

Please read all instructions before using this appliance.

This appliance is intended for household use only.



WARNING: Do not use this appliance near bathtubs, showers, basins or other vessels containing water.

WARNING: When the hairdryer is used in a bathroom, unplug it after use since the proximity to water presents a hazard even when the hairdryer is switched OFF.

For additional protection the installation of a residual current device (RCD) having a rated residual operating current not exceeding 30mA is advisable in the electrical circuit supplying the bathroom. Ask your installer for advice.

This appliance can be used by children aged from 8 years and above, and by persons with reduced physical, sensory or mental capabilities or lack of experience and knowledge if they have been given supervision or instruction concerning use of the appliance in a safe way and understand the hazards involved.

Children shall not play with the appliance.

Cleaning and user maintenance shall not be made by children without supervision.

If the supply cord is damaged, it must be replaced by the manufacturer, its service agent or similarly qualified persons in order to avoid a hazard.

WARNING: Do not leave the appliance unattended. Do not allow bare skin or the eyes to come into contact with any heated surface on the appliance when in use. Do not place the appliance on any heat-sensitive surfaces when hot or plugged into the mains. Always unplug the appliance when not in use.

WARNING: Do not block the air inlet or outlet during use. When using the appliance, care must be taken to prevent hair entering the air inlet opening. The air outlet opening of this appliance will become hot during use, avoid touching the outlet or any accessories attached to the outlet.

NOTE: Use on towel dried hair only.

WARNING: This appliance has no user-serviceable parts or components.

Guarantee and Service section:

Your REVLON appliance is guaranteed against defects under normal use for four years from the original date of purchase. If your product does not perform satisfactorily because of defects in materials or manufacture, within the warranty period, it will be replaced.

Please retain your till receipt or other proof of purchase for all claims within the warranty period. The guarantee becomes void if the proof of purchase is not presented. Simply take the appliance back to the retailer from where purchased, along with a valid till receipt, for exchange free of charge. This guarantee does not cover defects which have occurred due to misuse, abuse or are caused by failure to follow the instructions contained within this manual.

UK only: This does not affect your consumer statutory rights.

The manufacturing date is given by the 4 digit Batch Number marked on the rear of the product. The first 2 digits represent the week of manufacture, and the last 2 digits represent the year of manufacture. Example: 3420 - product manufactured week 34 of the year 2020.

The appearance of this appliance may differ from the illustration.

For product support, please visit us at: www.hot-europe.com/support

Or contact us by phone: +44 (0) 207 949 0115

For product information, visit us at: www.revlonbeautycare.com

These instructions are also available on our website.

Please visit www.hot-europe.com



This appliance complies with EU legislation 2012/19/EU on end of life recycling. Products showing the 'Crossed Through' wheeled bin symbol on either the rating label, gift box or instructions must be recycled separately from household waste at the end of their useful life.

Please DO NOT dispose of appliance in normal household waste. Your local appliance retailer may operate a 'take-back' scheme when you are ready to purchase a replacement product, alternatively contact your local government authority for further help and advice on where to take your appliance for recycling.

This product carries the CE mark and is manufactured in conformity with the Electromagnetic Directive 2014/30/EU, the Low Voltage Directive 2014/35/EU, the ERP Directive 2009/125/EC, and the ROHS Directive 2011/65/EU.

REVLON

220-240V ~ 50-60Hz 3.41-3.72A

Type # EH5222BL

The REVLO[®] trademark is used under licence from Revlon by Helen of Troy Limited.

**Helen
of Troy**

European Headquarters
Helen of Troy - Kaz Europe Sàrl
Place Chauderon 18
CH-1003 Lausanne - Switzerland

KAZ Hausgeräte GmbH
Kölner Strasse 23
DE-57439 Attendorn - Germany

HOT (UK) Ltd
PO Box 5984
Sheffield S2 9GN - United Kingdom

© 2020 Helen of Troy. All rights reserved.
(AW015359)



PAP
Made and printed
in China

AW ISSUE No#:1 Date: 06MAY20

REVLON[®]



SALON ONE-STEP HAIR DRYER AND VOLUMISER

RVDR5222UK2

OPERATING INSTRUCTIONS

This appliance is intended for household use only.
The appearance of this appliance may differ from the illustration.
Only use this appliance for its intended purpose, as described in this manual.
Do not use attachments not recommended by the manufacturer.

SALON ONE-STEP HAIR DRYER AND VOLUMISER

The revolutionary Salon One-Step Hair Dryer and Volumizer is designed to deliver gorgeous volume and brilliant shine in just ONE STEP. The unique shape features gently curved sides for smoothing the hair, while the round edges create volume at the roots and beautifully curled ends, resulting in gorgeous styles in less time.

OVERHEATING CUT-OFF

This appliance is equipped with a thermostat that will cycle OFF (0) should the heat of the dryer exceed the optimum drying level, due to partially blocked air inlet or outlet openings. In the event that the appliance stops, turn the appliance OFF (0) and allow it to cool down. Once the appliance cools, the thermostat will automatically reset and usage may resume.

IONIC TECHNOLOGY™

This unique hair dryer is boosted by IONIC TECHNOLOGY, negative ions help to breakdown water droplets in the hair for faster drying. This helps condition, smooth and make hair shinier, while reducing frizz and static.

CERAMIC COATING

It helps reduce damage to hair from over-styling with even heat distribution that penetrates hair quickly from the inside out.

STYLING

- Always towel-dry hair to remove excess water and smooth it with a comb or brush to untangle. Styling hair will be faster if it is slightly damp, not wet.
- Plug the appliance into an electrical outlet and adjust the switch to the selected setting. Use the HIGH (II) setting on thick or coarse hair and the LOW (I) setting on fine or thin hair.
- For best results, separate hair into manageable sections.
- For smooth blow-drys, place the hair dryer close to the roots and brush down towards the ends. The mixed nylon-pin with rounded tips quickly detangle, while tufted natural bristles gently grip hair to smooth and promote shine.
- For voluminous blow-drys, place the hair dryer under the hair close to the roots and roll outward to the ends. For extra lift at the roots, hold the hair dryer for 2 to 3 seconds under the roots.
- To curl ends in, place the hair dryer under the ends and hold or 2 to 3 seconds before rotating inward. To curl ends out, place the hair dryer over the ends and hold for 2 to 3 seconds before rotating outwards.
- Repeat for the remaining sections until desired look is achieved.
- Turn the appliance off when styling is complete. Allow the unit to cool completely before storing.

CLEANING

Always unplug the appliance from the mains after use and allow it to cool before cleaning. Wipe the outer surface of the dryer with a slightly moist cloth, then wipe dry.


STORAGE

Always unplug when not in use.

Allow the appliance to cool before storing. Always store in a dry location. Do not pull or twist the cord. Do not wrap the cord around the appliance, as this may cause the cord to wear prematurely and break. Regularly check the power cord for wear and damage (particularly where it enters the appliance and the plug).

FEATURES

- A AIR INLETS
- B HANDLE WITH ERGONOMIC DESIGN
- C UNIQUE AIRFLOW VENTS
- D TANGLE-FREE COMBINATION BRISTLES
- E COOL TIP
- F 4-POSITION SWITCH (OFF, I, II, COOL SHOT)
- G TANGLE-FREE SWIVEL CORD




Helen of Troy

Start Date	06MAY20
Model#	RVDR5222UK2
UK/E	UK
Agile AW#	AW015359
AW Issue#	No#: 1 Date 06MAY20
Languages	English
File Name	rvdrib.RVDR5222UK2.AW015359.INDD
Designer	Loc Pham
Factory	Bestlane
Bar Code#	N/A


Packaging Specifications

Dimensions	H185 x W89 mm Finished size
Material	70gsm wood free paper
Finishes	Roll fold
Colours	Black

This proof is
not intended
for colour
matching
but for colour
indication



Black



Proof Stages

06MAY20	Created artwork based on existing UK1 version
---------	---

Approvals

BM/MKT	06MAY20	Camille Bosson
MKT MNG	---	---
Design	06MAY20	Loc Pham
Eng. UK/E	---	---
Comp. UK/E	---	---
Eng. APO	---	---
Comp. APO	---	---
Legal	---	---
Licenser	---	---

Helen of Troy - Kaz Europe Sàrl

Creative Department
Place Chauderon 18
1003 Lausanne
Switzerland